

100 PRACTICES FOR SPEECH



adventures in **SPEECH** pathology.

HI THERE!

I'M REBECCA, AND GETTING HIGH PRACTICE TRIALS IN SPEECH IS MY THING.

Don't get me wrong... I love playing games in speech, but I started to realize that games instead of speech practice took over my session!

My motto is that therapy needs to be fun ENOUGH to keep our students engaged and motivated to practice their speech sounds.



So, save yourself a couple of minutes setting up and packing away that game and enjoy these [100 Practices for Speech Sheets!](#)



ABOUT ME: I'm an Australian speech-language pathologist passionate about helping SLPs feel more confident in treating speech sound disorders. I currently work part-time in private practice and own Adventures in Speech Pathology. Whatever gap or need I find in my caseload is my purpose for creating evidence-based therapy resources for SLPs like you.

adventures in **SPEECH** pathology.

THIS IS HOW TO PLAY...

Can I tell you my two favorite ways to use these sheets? We race!

Kids love the competition, and often, this one sheet can be the only thing that I use in a 30-minute therapy session.



OPTION #1: RACE TO 100

- Tell your student that the aim of the game is to see if they can get to the bottom of the sheet!
- Roll a dice, and practice your word, phrase, or sentence for the number that is rolled (e.g., if they roll a 4, practice your word four times and cross off four pictures).


OPTION #2: RACE TO 50 (WITH SOMEONE ELSE)

- Draw a line so that the page is split in two. And play similarly to OPTION #1
- To ensure that your student gets as many practices as possible, have them practice their words for the number that you roll on the dice.

NEED SOME MORE IDEAS?


01 USE LINES ON AN ABACUS FOR QUICK SPEECH TRIALS

Many of my students are happy to choose a few colors and move a bead across for correct productions. When our goal is 100 practices, an abacus can quickly get you there!



02 GET A CLICKER TO HELP MOTIVATE HIGH TRIALS

Children love pushing the button on these clickers! I like to set a goal, such as, "Do you think we can get twenty clicks?" and that is motivation enough.



03 POPPERS ARE WINNER IN ANY SPEECH ROOM!

I have so many poppers for a good reason! I count how many circles they have, so I know how many practice trials we can get from each popper. My favorite is my big 100 rainbow popper!



04 READ THIS BLOG POST FOR SOME MORE IDEAS

I've shared a couple of other simple ideas for getting as many practice trials in your speech therapy session in this blog post. Click the picture to read it!




FOR SLPs, THERAPY ACTIVITIES - JANUARY 21, 2020

FAVORITE WAYS TO GET 100 TRIALS IN SPEECH

Getting 100 trials in a speech session can be that elusive goal, right? So why do we need to think about dose? What's so important about aiming for a set number of trials? You CAN be great in your teaching moments. You can be that 'R' boss, or the ...


100 PRACTICES FOR SPEECH

Practicing our speech sounds at home is important! Our goal is to say 100 correct productions of the sound that you are working on. Color, stamp, or check off each picture as you say your sound correctly. Stick this on your fridge, so you remember to practice.



100 PRACTICES FOR SPEECH

Practicing our speech sounds at home is important! Our goal is to say 100 correct productions of the sound that you are working on. Color, stamp, or check off each picture as you say your sound correctly. Stick this on your fridge, so you remember to practice.




100 PRACTICES FOR SPEECH

Practicing our speech sounds at home is important! Our goal is to say 100 correct productions of the sound that you are working on. Color, stamp, or check off each picture as you say your sound correctly. Stick this on your fridge, so you remember to practice.



100 PRACTICES FOR SPEECH

Practicing our speech sounds at home is important! Our goal is to say 100 correct productions of the sound that you are working on. Color, stamp, or check off each picture as you say your sound correctly. Stick this on your fridge, so you remember to practice.



100 PRACTICES FOR SPEECH

Practicing our speech sounds at home is important! Our goal is to say 100 correct productions of the sound that you are working on. Color, stamp, or check off each picture as you say your sound correctly. Stick this on your fridge, so you remember to practice.




100 PRACTICES FOR SPEECH

Practicing our speech sounds at home is important! Our goal is to say 100 correct productions of the sound that you are working on. Color, stamp, or check off each picture as you say your sound correctly. Stick this on your fridge, so you remember to practice.




100 PRACTICES FOR SPEECH

Practicing our speech sounds at home is important! Our goal is to say 100 correct productions of the sound that you are working on. Color, stamp, or check off each picture as you say your sound correctly. Stick this on your fridge, so you remember to practice.



100 PRACTICES FOR SPEECH

Practicing our speech sounds at home is important! Our goal is to say 100 correct productions of the sound that you are working on. Color, stamp, or check off each picture as you say your sound correctly. Stick this on your fridge, so you remember to practice.



100 PRACTICES FOR SPEECH

Practicing our speech sounds at home is important! Our goal is to say 100 correct productions of the sound that you are working on. Color, stamp, or check off each picture as you say your sound correctly. Stick this on your fridge, so you remember to practice.




100 PRACTICES FOR SPEECH

Practicing our speech sounds at home is important! Our goal is to say 100 correct productions of the sound that you are working on. Color, stamp, or check off each picture as you say your sound correctly. Stick this on your fridge, so you remember to practice.




100 PRACTICES FOR SPEECH

Practicing our speech sounds at home is important! Our goal is to say 100 correct productions of the sound that you are working on. Color, stamp, or check off each picture as you say your sound correctly. Stick this on your fridge, so you remember to practice.



100 PRACTICES FOR SPEECH

Practicing our speech sounds at home is important! Our goal is to say 100 correct productions of the sound that you are working on. Color, stamp, or check off each picture as you say your sound correctly. Stick this on your fridge, so you remember to practice.



100 PRACTICES FOR SPEECH

Practicing our speech sounds at home is important! Our goal is to say 100 correct productions of the sound that you are working on. Color, stamp, or check off each picture as you say your sound correctly. Stick this on your fridge, so you remember to practice.




100 PRACTICES FOR SPEECH

Practicing our speech sounds at home is important! Our goal is to say 100 correct productions of the sound that you are working on. Color, stamp, or check off each picture as you say your sound correctly. Stick this on your fridge, so you remember to practice.




100 PRACTICES FOR SPEECH

Practicing our speech sounds at home is important! Our goal is to say 100 correct productions of the sound that you are working on. Color, stamp, or check off each picture as you say your sound correctly. Stick this on your fridge, so you remember to practice.



100 PRACTICES FOR SPEECH

Practicing our speech sounds at home is important! Our goal is to say 100 correct productions of the sound that you are working on. Color, stamp, or check off each picture as you say your sound correctly. Stick this on your fridge, so you remember to practice.



100 PRACTICES FOR SPEECH

Practicing our speech sounds at home is important! Our goal is to say 100 correct productions of the sound that you are working on. Color, stamp, or check off each picture as you say your sound correctly. Stick this on your fridge, so you remember to practice.



100 PRACTICES FOR SPEECH

Practicing our speech sounds at home is important! Our goal is to say 100 correct productions of the sound that you are working on. Color, stamp, or check off each picture as you say your sound correctly. Stick this on your fridge, so you remember to practice.




100 PRACTICES FOR SPEECH

Practicing our speech sounds at home is important! Our goal is to say 100 correct productions of the sound that you are working on. Color, stamp, or check off each picture as you say your sound correctly. Stick this on your fridge, so you remember to practice.



100 PRACTICES FOR SPEECH

Practicing our speech sounds at home is important! Our goal is to say 100 correct productions of the sound that you are working on. Color, stamp, or check off each picture as you say your sound correctly. Stick this on your fridge, so you remember to practice.



100 PRACTICES FOR SPEECH

Practicing our speech sounds at home is important! Our goal is to say 100 correct productions of the sound that you are working on. Color, stamp, or check off each picture as you say your sound correctly. Stick this on your fridge, so you remember to practice.




100 PRACTICES FOR SPEECH

Practicing our speech sounds at home is important! Our goal is to say 100 correct productions of the sound that you are working on. Color, stamp, or check off each picture as you say your sound correctly. Stick this on your fridge, so you remember to practice.



100 PRACTICES FOR SPEECH

Practicing our speech sounds at home is important! Our goal is to say 100 correct productions of the sound that you are working on. Color, stamp, or check off each picture as you say your sound correctly. Stick this on your fridge, so you remember to practice.



THANK YOU



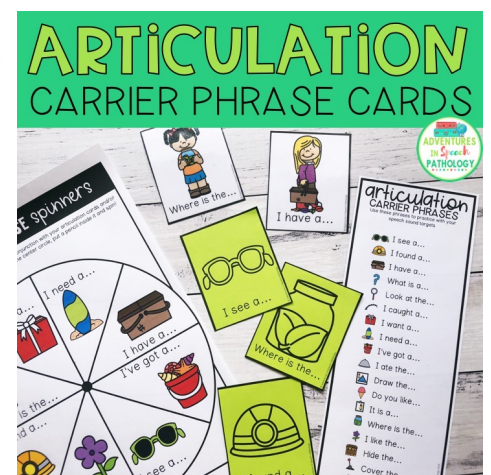

I'm so glad that you'll be using 100 Practices for Speech!

I just wanted to share a few tips with you to get the most use out of these pages.

1. They look great printed on colored paper and inserted in a transparent plastic sleeve. I use whiteboard markers to mark off speech productions so that it is quick to clean and pack away.
2. While dabbers and stampers are fun, these pages are also great to use with mini erasers or figurines. Students simply place a mini-figure on top of each picture as they practice.

DO YOU NEED SOME CARRIER PHRASE LISTS TO GO WITH THESE?

If thinking of carrier phrases on the spot is not your strength, or your students could really use some more visual support to put those words into phrases and sentences, check out Articulation Carrier Phrase Cards.



TERMS OF USE

YOU ARE PERMITTED TO:

- * Print copies of pages for your students, teachers, & caregivers.
- * Email portions of pages to teachers and caregivers.
- * Upload a resource to a private, password-secured online platform for students, teachers, and caregivers to access.

YOU ARE NOT ALLOWED TO:

- * Print the entire file to caregivers, colleagues, and teachers.
- * Email the entire file to caregivers, colleagues, and teachers.
- * Upload this file to an online shared drive that can be accessed by others.

If you know someone who would love these sheets, please direct them to my website so that they can download their own copy.



CREDITS:

